



District Report Card: 2017


State: Jammu And Kashmir	District: Reasi
Class: 8	Subject: Mathematics
Schools: 50	Students: 851


Participation/Coverage


Students

<div>GENDER</div> <div></div>	Boys		Girls	
	Number	%	Number	%
	415	48.77	436	51.23

<div>AREA</div> <div></div>	Rural		Urban	
	Number	%	Number	%
	809	95.06	42	4.94

<div>CATEGORY</div> <div></div>	SC		ST		OBC		GEN	
	Number	%	Number	%	Number	%	Number	%
	110	12.93	181	21.27	71	8.34	489	57.46

<div>CWSN</div> <div></div>	LD	VI	HI	S&LD	ID	Oth
	0	2	1	1	0	3

<div>Management</div> <div></div>	Government		Government-aided	
	Number	%	Number	%
	851	100.00	0	0.00

Average Performance of Students in Mathematics (%)

Overall	Gender		Area		Management		Social Group			
	Male	Female	Rural	Urban	Govt.	Aided	SC	ST	OBC	GEN
31.65	31.90	31.41	31.78	29.21	31.65	0.00	28.18	31.27	36.62	31.85

Performance on Learning Outcomes (LOs)

Learning Outcomes	Description	Average Performance(%)
M601	Solves problems involving large numbers by applying appropriate operations	29.14
M606	Solves problems on daily life situations involving addition and subtraction of fractions / decimals	35.66
M620	Finds out the perimeter and area of rectangular objects in the surroundings like floor of the class room, surfaces of a chalk box etc.	33.20
M621	Arranges given/collected information in the form of table, pictograph and bar graph and interprets them	30.54
M702	Interprets the division and multiplication of fractions	30.08
M705	Solves problems related to daily life situations involving rational numbers	31.37
M706	Uses exponential form of numbers to simplify problems involving multiplication and division of large numbers	27.73
M707	Adds/subtracts algebraic expressions	38.43
M710	Solves problems related to conversion of percentage to fraction and decimal and vice versa	23.46
M717	Finds out approximate area of closed shapes by using unit square grid/graph sheet	24.48
M719	Finds various representative values for simple data from her/his daily life contexts like mean, median and mode	40.70
M721	Interprets data using bar graph	31.99
M801	Generalizes properties of addition, subtraction, multiplication and division of rational numbers through patterns	27.73
M802	Finds rational numbers between two given rational numbers	25.59
M803	Proves divisibility rules of 2, 3, 4, 5, 6, 9 and 11	30.07
M804	Finds squares, cubes, square roots and cube roots of numbers using different methods	35.31
M808	Uses various algebraic identities in solving problems of daily life	39.34
M812	Verifies properties of parallelogram and establishes the relationship between them through reasoning	23.44
M818	Finds surface area and volume of cuboidal and cylindrical object	32.23
M819	Draws and interprets bar charts and pie charts	32.20

Range of Performance of Students who Answered Correctly							
Below 30%		30% - 50%		50% - 75%		Above 75%	
Number	%	Number	%	Number	%	Number	%
443	52.06	299	35.14	85	9.99	24	2.82

Lowest Performing Learning Outcomes (LOs)

- 1 - Verifies properties of parallelogram and establishes the relationship between them through reasoning (23.44)
- 2 - Solves problems related to conversion of percentage to fraction and decimal and vice versa (23.46)
- 3 - Finds out approximate area of closed shapes by using unit square grid/graph sheet (24.48)

4 - Finds rational numbers between two given rational numbers (25.59)

5 - Uses exponential form of numbers to simplify problems involving multiplication and division of large numbers (27.73)